



How to claim gear and pass

Ticket office

1



Please show this voucher to the ticket office
Or scan barcode at the ticket machine for exchange Lift pass & rental ticket.





Location: Outside Dragon Plaza

2



Once scan this voucher you will get the Lift pass and gear ticket.

- 1) You can use lift pass right away.
- 2) Bring the gear ticket to the gear house for exchange your gear.

3		<p>Please fill in the form</p> <ol style="list-style-type: none"> 1) Name 2) Height 3) Shoe Size 4) Phone number <p>Bring this ticket to the rental house to claim gear.</p>
4		<ol style="list-style-type: none"> 1) Line up at the Ski or Board rental to claim your gear. 2) Within the usage day you can not change your gear ex) Ski→Board(x) or Board→Ski (x)
How to keep your gear within usage day		
		
	<p>Please keep your gear in the coin lock when not in use. Put KRW 500 x 2 and lock it well. (Locker is 1-time use.)</p>	<p>Please DO NOT put your gear at this rack during the usage day.</p>
<p>◆If the gear is lost, it cannot be reissued and a compensation of 300,000 won will be incurred.</p>		