







How to claim gear and pass

1		<p>Mountain Condo Check-in Center Please show the booking number to exchange Ski and Lift pass voucher.</p>
2		<p>Show the Voucher to the "Mountain Ticket Office 1" to exchange gear ticket and lift pass. * Lift pass can be used right away.</p>
3		<p>Please fill in the form 1) Phone number 2) Height 3) Boots Size</p> <p>Give rental house ticket (1) to exchange gear, Keep the ticket (2) until the last day. Gear MUST returned with ticket (2) to the ski house -If ticket (2) is missing please explain the situation and then return the gear.</p>

3		<p>Please return the Lift pass before the end of usage day (before 16:00)</p> <p>Please Note.</p> <p>1) Do not take out lift pass from the pink cover.</p> <p>2) If cover or lift pass is lost a compensation of KRW 10,000 each (total 20,000 won) will be incurred.</p>
4		<p>1) Line up at the Ski or Board rental to claim your gear.</p> <p>2) Within the usage day you can not change your gear ex) Ski→Board(x) or Board→Ski (x)</p>
How to keep your gear within usage day		
		
	<p>Please keep your gear in the coin lock when not in use. Put KRW 500 x 2 and lock it well. (Locker is 1-time use.)</p>	<p>Please DO NOT put your gear at this rack during the usage day.</p>
<p>◆If the gear is lost, it cannot be reissued and a compensation of 300,000 won will be incurred.</p>		